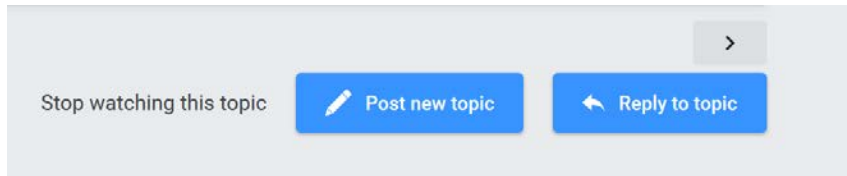
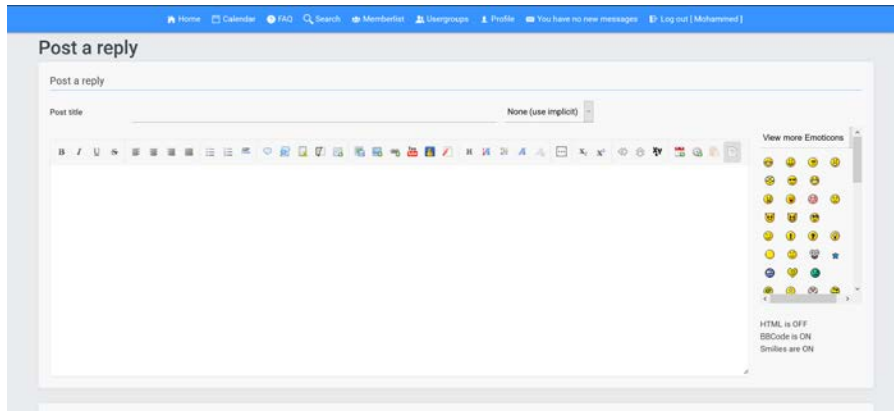


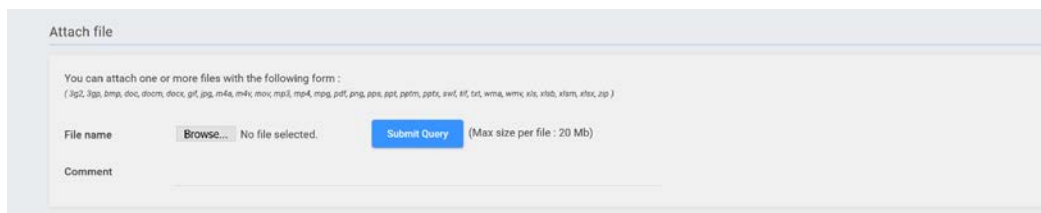
1. Chose the thread you want to reply to or create a new post (thread):



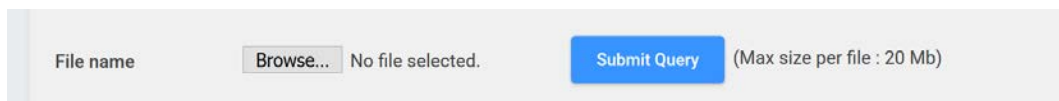
2. Type in the post title (if a new thread) or simply add text to the field in the bottom.



3. On the same page, scroll down to see the Attach File section, click browse, choose the file from your computer:



4. Once your file is selected click **“Submit Query”**, if you miss this last step, your file won’t be uploaded to the server and it will not appear in your post.



5. Now you simply click on Post and you are done 😊

